

PURPOSEFUL

AGING | AN AGE-FRIENDLY INITIATIVE

LOS ANGELES



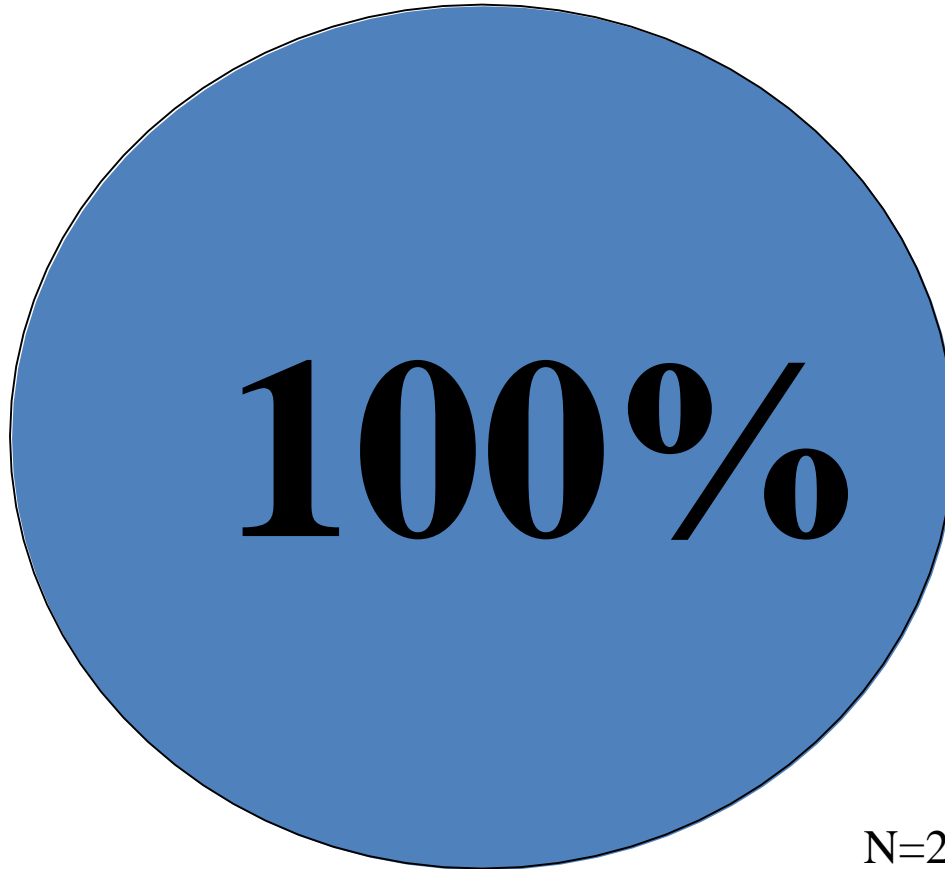
Announcement May 18, 2016
L-R: Supervisor Hilda Solis, Mayor Eric Garcetti and Councilman David Ryu



The aging of our population is
one of the biggest
social transformations in the
21st century

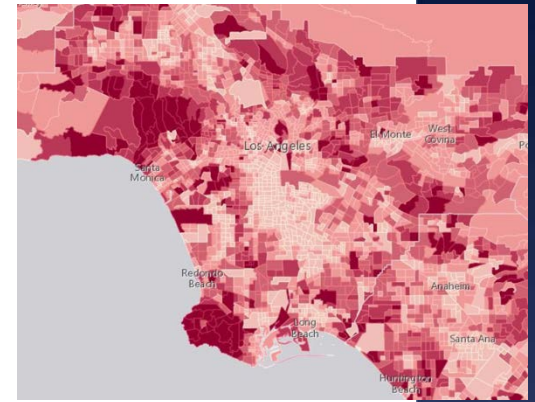
*Do you know what percentage of the
U.S. population are aging?*

Percentage of the U.S. population who are aging



N=297,810,917

LOS ANGELES REGION



- Between 2010 and 2030, the older adult population in the Los Angeles region is expected to almost double, from approximately 1.1 million to more than 2.1 million individuals.
- The trend is for the greatest growth to occur in the oldest age groups.
- The older adult population is becoming more racially and ethnically diverse than ever before.

Los Angeles County is home to one of the world's largest concentrations of older adults. Our population is larger than that of the older adult populations of 40 states.


Table 1. Profile of LA County residents, ages 50-64 and 65+

	2013	
	50-64	65+
Median household income (2013 dollars)	62,000	39,400
Population Share	17.9%	11.7%
White	35.2	43.6
African American	8.9	8.8
Asian	16.9	18.2
Latino	36.8	27.7
Foreign born	51.4	48.3
Speak English less than "very well"	68.2	72.7
High school or higher	75.8	71.0
Currently married	61.1	50.6
Homeownership rate	57.0	65.1

Our aging population is:

- Growing Fast
- Diverse
- Aging in Place
- Living Longer

Fig. 13. Life Expectancy at Age 50 in Service Planning Areas



Los Angeles

- 1,889,056 persons 60 years and older reside in the greater Los Angeles County region or 1 in 4 California Seniors.
 - A geographic area of 88 cities spread over 4,000 square miles
 - Two designated Area Agencies on Aging

- The City of Los Angeles is the second most populous city in the United States, residents 60+ number an estimated 701,725.

County Name	Population 60+	Population 75+	Non- Minority 60+	Minority 60+	Low Income 60+	Lives Alone 60+	Non-English 60+
Los Angeles City	701,725	213,907	288,295	412,218	122,000	138,985	64,710
Los Angeles Co.	1,187,331	352,936	470,341	718,302	148,165	188,080	98,750
TOTAL	1,889,056	566,843	758,636	1,130,520	270,165	327,065	163,460

2016 CDA Population Demographic Projects by County and PSA

- Los Angeles is home to people from more than 140 countries, who speak more than 90 languages and dialects.



Center for the Future of Aging





PROCESS

- ⦿ A designation process established by the World Health Organization to help assess readiness for an aging population and create a supportive network for this work.
- ⦿ In U.S. AARP is the national entity that supports the initiative.
- ⦿ Seeking designation requires commitment from highest elected official to engage in an assessment, planning, implementation, and evaluation process taking place over a five year period.



GOALS

- ⦿ Adapting city structures to the needs of a growing older population is a strategic investment in preparing to meet the challenges of changing demographic.
- ⦿ Making it the city of choice for all generations - a great place to live, have a family and grow old in.
- ⦿ Age-friendly environments allow people to stay active, connected and positively contribute to economic, social, and cultural life in their community long into their old age.

Vision

- ◉ To make the Los Angeles region the most age friendly in the world.

Mission

- ◉ Purposeful Aging Los Angeles - An Age-Friendly Initiative - seeks to prepare the Los Angeles region for a rapidly aging population through an innovative, sustained initiative that unites public and private leadership, resources, ideas and strategies. Purposeful Aging Los Angeles will improve the lives of older adults and Angelenos of all ages.

Livability Domains



Time Frame And Deliverables

○ Five Year Commitment

■ Years 1-2

Implement ED 17, Conduct a Needs Assessment and development of comprehensive implementation plan

■ Year 3-5

Implementation and evaluation

Infrastructure

- City Departments Task Force
- County Departments Task Force
- Blue Ribbon Committee
- Strategic Engagement Workgroup
- Research and Evaluation Workgroup

Questions

